



*Advanced System
Consultants training
2014*



INDEX

1. Catalogue module	pg. 3 – 6
2. Online ticket Sales	pg. 7 - 14
3. Digital Downloads	pg. 15 - 28
4. Background slideshow	pg. 39 - 30
5. Accommodation Booking System	pg. 31 - 42
6. Branches module	pg. 43 - 46
7. Homepage generator	pg. 47 - 79
8. Contact Form in Editor	pg. 50
9. Useful website and Online Tools	pg. 51



1. Catalogue module

Why use it: It can list many products on one page.

For whom: People who sell “common” items, i.e. that which does not require a lot of “description” e.g. Stationary

Example 1: Catalogue Closed

The screenshot shows a website interface for a catalogue. At the top is a navigation bar with links: Tuis, Produkte, Katalogus, Meer oor ons, Veelgestelde Vrae, Skakels, and Kontak Ons. Below this is a 'Website Links' section with buttons for 'Pryslyste', 'Promosies', and 'Katalogus'. To the right of these links is a 'View Print-friendly version' link with a printer icon and a 'Continue to Shopping Cart' link with a shopping cart icon. The main section is titled 'Katalogus' and contains a message: 'Vir maklike en vinnige bestellings kies asseblief die produkte wat u wil bestel. Indien 'n verkoopsverteenwoordiger se verwysingsnommer het, gebruik dit asseblief'. Below this message are two search bars: 'Enter your Sales Rep or search' and 'Enter Search Term'. The 'Produkte' section lists categories: Beef (11 Items), Lamb (8 Items), Chicken (6 Items), Manufactured (5 Items), and Pork (7 Items), each with a price of R 0.00 (0). At the bottom, there is a 'Terug' link with the text 'JOIN OUR MAILING LIST', a 'Select Language' dropdown, and a 'Terug na bo' link. Social media icons for Facebook, Twitter, LinkedIn, YouTube, and Instagram are also present.

Tuis Produkte Katalogus Meer oor ons Veelgestelde Vrae Skakels Kontak Ons

Website Links

Pryslyste View Print-friendly version Continue to Shopping Cart

Promosies

Katalogus

Katalogus

Vir maklike en vinnige bestellings kies asseblief die produkte wat u wil bestel. Indien 'n verkoopsverteenwoordiger se verwysingsnommer het, gebruik dit asseblief

Enter your Sales Rep or search Enter Search Term

Produkte

Beef (11 Items) R 0.00 (0)

Lamb (8 Items) R 0.00 (0)

Chicken (6 Items) R 0.00 (0)

Manufactured (5 Items) R 0.00 (0)

Pork (7 Items) R 0.00 (0)

Terug JOIN OUR MAILING LIST Select Language Terug na bo



Example 1: Catalogue Open

www.piaasvars.com/vproduct_catalogue.php

Promosies

Katalogus

Produkte

Beef

Lamb

Chicken

Manufactured

Pork

Katalogus

Vir maklike en vinnige bestellings kies asseblief die produkte wat u wil bestel. Indien 'n verkoopsverteenwoordiger se verwysingsnommer het, gebruik dit asseblief

Enter your Sales Rep or [search](#)

Enter Search Term

Beef (11 Items) R 0.00 (0)

Lamb (8 Items) R 0.00 (0)

Chicken (6 Items) R 0.00 (0)

Name +	Variation +	Item Price +	Qty +	Item Total +
Breast Fillet		R 64.95	0	R 0.00
Leg Quarters - Bulk per 3 Kg		R 116.95	0	R 0.00
Leg Quarters - Loose		R 38.95	0	R 0.00
Mince		R 51.95	0	R 0.00
Chicken Quarters 5Kg Pack (Price per pack)		R 159.35	0	R 0.00
Chicken Quarters 3,5 Kg pack (Price per pack)		R 111.55	0	R 0.00

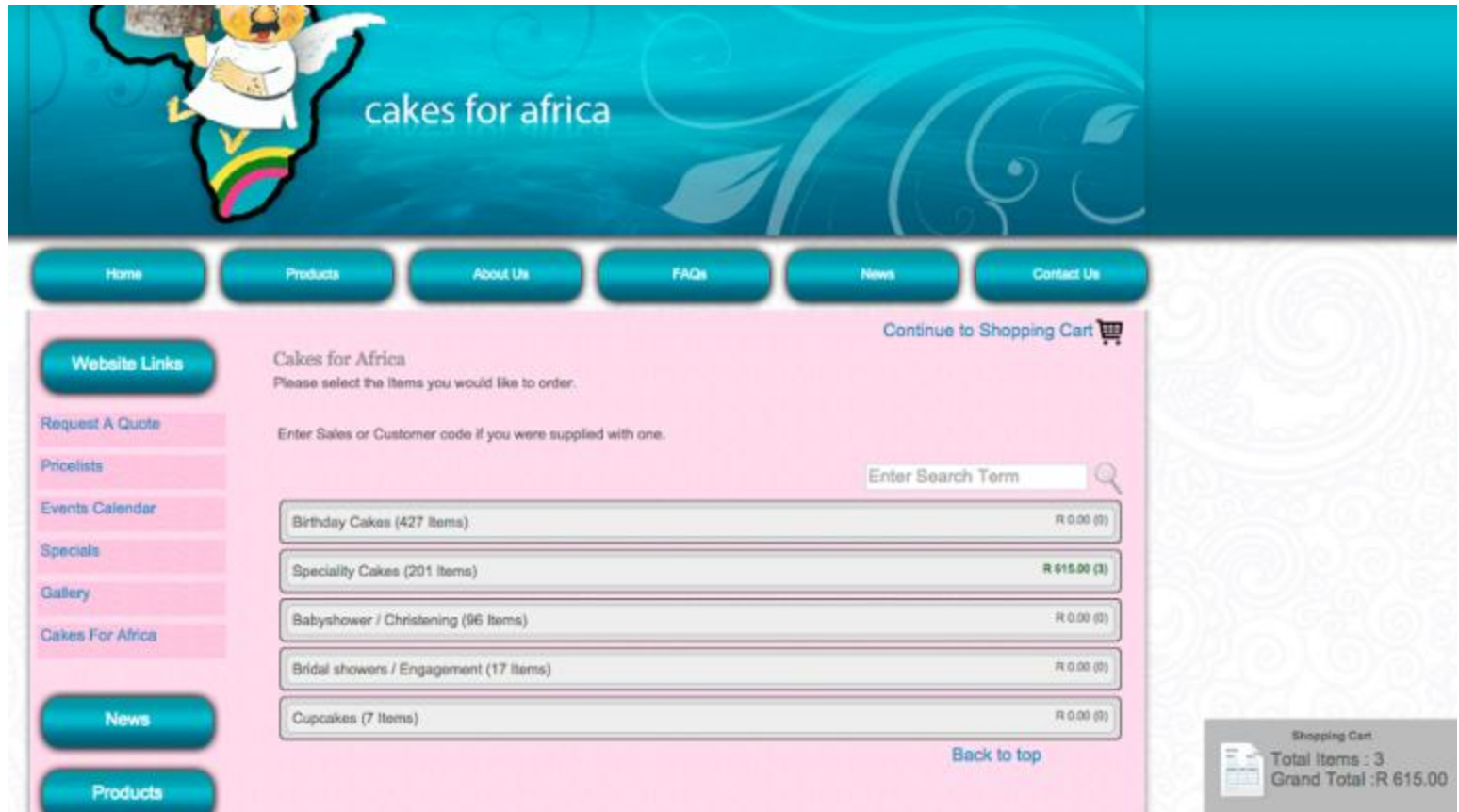
Manufactured (5 Items) R 0.00 (0)

Pork (7 Items) R 0.00 (0)

Terug

Terug na bo

Example 2: Catalogue Closed



Example 2: Catalogue Open

www.cakesforafrica.co.za/wproduct_catalogue.php

Events Calendar

Specials

Gallery

Cakes For Africa

News

Products

Birthday Cakes

Specialty Cakes

Babyshower / Christening

Event Foods

Bridal Showers / Engagement

Cupcakes








Birthday Cakes (427 Items) R 0.00 (0)

Specialty Cakes (201 Items) R 615.00 (3)

Babyshower / Christening (96 Items) R 0.00 (0)

Bridal showers / Engagement (17 Items) R 0.00 (0)

Cupcakes (7 Items) R 0.00 (0)

Name	Variation	Item Price	Qty	Item Total
 CUP007		R 17.50	<input type="text" value="0"/>	R 0.00
 CUP006		R 17.50	<input type="text" value="0"/>	R 0.00
 CUP005		R 17.50	<input type="text" value="0"/>	R 0.00
 CUP004		R 18.50	<input type="text" value="0"/>	R 0.00
 CUP003		R 18.50	<input type="text" value="0"/>	R 0.00
 CUP002		R 18.50	<input type="text" value="0"/>	R 0.00
 CUP001		R 18.50	<input type="text" value="0"/>	R 0.00

[Back to top](#)

Shopping Cart

Total Items : 3

Grand Total : R 615.00

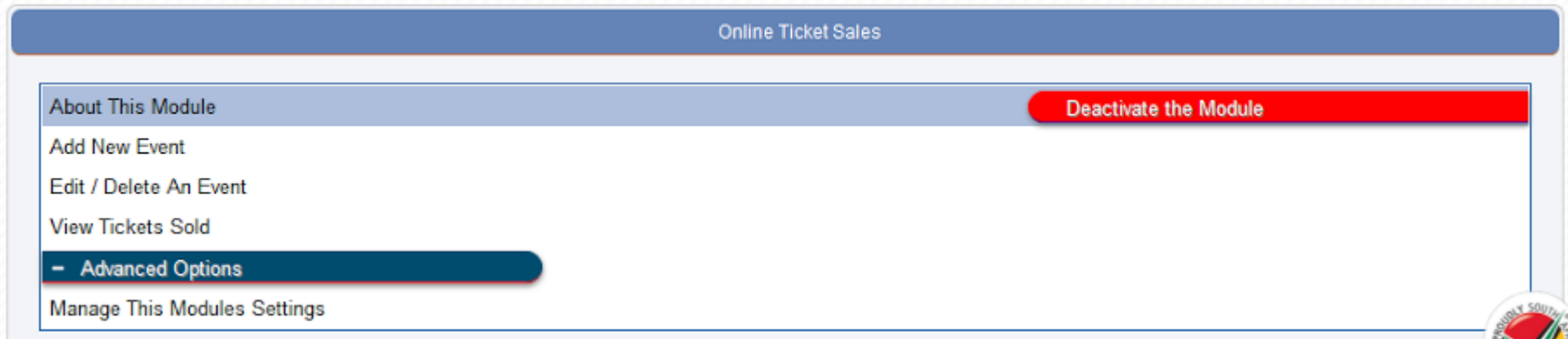
Copyright © 2014 Cakes for Africa .All Rights Reserved.



2. Online ticket Sales

Sell online tickets to concerts, events, gatherings. The person who is buying the tickets will receive an email with their confirmation. Can supply an event name, image, description, a start time, end time & venue name. You can have unlimited seat types at a different price bracket and set the quantity of each seat type there is. Some more of the advanced options is displaying a Google map to the location, GPS co-ordinates & host details.

Backend



Add new event

Add New Event

Event Name:

Event Picture:
 No file selected.

Event Description

Source

B
I
U
~~S~~
x₂
x²
I_x

-
-
-
-
-
-
-
-
-
-
-
-
-
-
-

Styles
Format
Font
Size
A
A

When & Where:

Start Date & Time:

End Date & Time:

Venue Name:



Seating Options

Seating Options			
Seat Labels	How Many Tickets	Price per Ticket	
Seats A	5	99.00	
Seats B	7	199.00	
Seats C	9	599.00	

Add Seat Option

Advanced Options

Venue Address:

Show Map: ☒

Map:

Event Location:

Street address

City

Zip code

Country

Host Details:

Host Name:

Host Email:

Host Cell:

Host Landline:










Edit Module Settings





Edit Module Settings









Module Name:
















Module Description:














Source







B ***I*** **U** **~~S~~** **x₂** **x²** ***I*_x** 

Styles  Normal  Font  Size          

Module Description|

body p

SAVE SETTINGS



View Tickets Sold

[View Print Version](#)

Event: Shop Tickets

[Back](#)

* Name & cell and email will only be shown if the details have been filled in.

Purchase Date	Name & Cell*	Email Address	Reference	Ticket Type	Ticket Qty	Status	Actions
2014-10-08 12:53:40	N/A	N/A	54327dac43382kyletesting	Seats A	2	Paid (198.00)	Remove
2014-10-08 12:53:40	N/A	N/A	54327dac43382kyletesting	Seats B	3	Paid (597.00)	Remove
2014-10-08 12:53:40	N/A	N/A	54327dac43382kyletesting	Seats C	4	Paid (2396.00)	Remove
2014-10-08 13:10:31	N/A	N/A	54351be584be0kyletesting	Seats B	1	Paid (199.00)	Remove
2014-10-08 13:04:55	Kyle Mulder - 0824898476	kyle@kwikwap.co.za	refkylet850576	Seats A	3	Paid (297.00)	Remove
2014-10-08 13:04:55	Kyle Mulder - 0824898476	kyle@kwikwap.co.za	refkylet850576	Seats B	1	Paid (199.00)	Remove
2014-10-08 13:04:55	Kyle Mulder - 0824898476	kyle@kwikwap.co.za	refkylet850576	Seats C	2	Paid (1198.00)	Remove

[Back](#)



What the website visitor sees

Book training seats

Book your seats for upcoming training



centurion training

Date of training: 12 December 2014 Where: Centurion, Gauteng (address will be provided) For whom: Kwikweb Sales Agents, Kwikweb Consultants, Kwi..

1 Seating Options
R50.00 - R50.00

Venue: To be provided after payment

2014-12-12 07:45 - 2014-12-12 12:15



Centurion Training



Date of training: 12 December 2014

Where: Centurion, Gauteng (address will be provided)

For whom: Kwikweb Sales Agents, Kwikweb Consultants, Kwikweb clients

Cost: **R50 compulsory** and has to be paid in advance (but commission earning consultants may claim it back)

Time	Training subject
07:45 to 08:00	Registration and coffee
08:00 to 09:30	Learn how to build a Kwikweb Starter Website (Microsites)
09:40 to 11:00	Overview of Kwikweb advanced zone and New Kwikweb modules
11:10 to 12:00	Sales Training

Seat Options:

Type of Ticket	Price	Remaining	Quantity
Training12Dec	R50.00	6	1 <input type="text"/>

[Add to Shopping Cart](#)

When & Where:

Start Date & Time: 2014-12-12 07:45
End Date & Time: 2014-12-12 12:15
Venue Name: To be provided after payment

Host Details:

Host Name: Peter
Host Email: peterm@kwikwap.co.za
Host Cell: 0765397186
Host Landline: 0126642426



3. Digital Downloads

Sell media files, online books, online music, videos, songs, you name it. You can set a price per book/song/media file. You can also sell an entire “album” or their individual songs. The person buying the media files will receive an email containing a link to download the media files.



Upload a new Digital File

Digital Downloads

About This Module Deactivate the Module

Upload A New Digital File (92 Uploads Left)

Edit / Delete An Digital File

Approve EFT Payments (0)

- Advanced Options

Manage This Modules Settings

Manage Download Groups

Upload A New Digital File

Allowed file types: gif, jpeg, jpg, png, bmp, pdf, flv, mov, 7z, dmg, gzip, rar, rpm, tar, tgz, iso, psd, pdd, wav, aiff, m4a, wv, wma, aac, mp3, mp2, mp4, csv, 3gp, avi, fla, mpeg, mpg, wmv, zip

Max upload size: 100mb

Choose your digital file:

No file selected.

* This will be the file that gets downloaded after payment (if there is a price set).

☐ Generate a preview of my uploaded digital file?

Percentage: 20% ▼

* We can generate a preview based off your uploaded file, only works with audio and video files.

* You can upload your own preview file in the Additional Options, or use the Additional Resources to cut any mp3 of yours.

Name your file:

Without extension



Electronic File's Full Description

Electronic File's full description:

[illegible]

Display Image:

No file selected.

Please ensure that the Photo is no bigger than 1MB in size



Pricing and Additional Options

- Ecommerce Pricing Options

Price: *

Members Price: *

* Please enter the price as follows: 29.99 will become on the website R29.99

- Additional Options

Choose your digital preview file:

No file selected.

* This will be the file that gets displayed on your website as a preview.

* Please ensure that the preview file is no bigger than 2MB in size.

* Allowed file types: gif, jpeg, jpg, png, flv, mov, mp3, mp2, avi, wma, m4a, mp4

Digital File's short description:

Please note this description will be used on your main digital downloads page. When clicking through the main description will show only. Maximum of 255 characters allowed.

Assign File to group:

* For multiple groups, please use the Manage download groups option.

Select a gallery album to display:



Additional Resources

- Additional Resources (MP3 Cutting Tool)

This tool is to help you cut an mp3 between 2 specified times to use as your preview file without losing quality. We all hate downloading applications to do a simple task as well!

Choose your MP3 by clicking on "Open MP3", once you have chosen the mp3, the software will then read the mp3 to get the times. Once it has finished loading, you can then cut the mp3 by using the arrows at the bottom of the sound wave. When you are happy with it, click the "Cut" in bottom right corner.

The cut mp3 will then be saved to your computer, which you can then use in the "Additional Options" -> "Preview File"



Open MP3

Feedback



Play

Pause

Stop

Volume



UPLOAD FILE




















Add a Group




























Add New Group

Group Name


Group Description:

Source         

B **I** **U** **S** x_2 x^2 I_x                           

















Edit / Delete a group



































Edit / Delete A Group		
Actions	Group Name	No. of Allocated files
 	Mr Carmack Album	2
  Edit Item	Documents & Software	2





























Edit / Delete A Group

Group Name

Group Description:

Source                

B *I* U **S** **x₂** **x₃** **x_n**                                  

Styles - Format - Font - Size -                            


#207 - unmastered

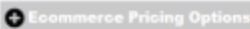
UNMASTERED BY myfreemp3.cc

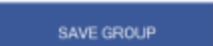
Display Image:

No file selected.

NB: Uploading a new image will override the below image.
Please ensure that the Photo is no bigger than 1MB in size







Order Your Groups

Order Your Groups

Drag the group into the order you would like them to show

UPDATE ORDER

Mr Carmack Album

Documents & Software

UPDATE ORDER



Allocate Files to a group

Allocate Files To Group

Select a group you would like to allocate to:

Group:

ALLOCATE

Allocate Files To Group

Select the files you wish to allocate to the group "Mr Carmack Album"

Select All

UPDATE GROUP

	File Name	File Type	Current Group (if applicable)
<input type="checkbox"/>	Mr Carmack unMastered	MP3	Mr Carmack Album
<input type="checkbox"/>	UNMASTERED freemp3.cc	MP3	Mr Carmack Album
<input type="checkbox"/>	Standard Rental Agreement	PDF	Documents & Software
<input type="checkbox"/>	Font awesome library	ZIP	Documents & Software
<input type="checkbox"/>	HSQL DB 2.3	ZIP	None
<input type="checkbox"/>	intro into linux	MP4	None
<input type="checkbox"/>	Mr carmack	MP3	None
<input type="checkbox"/>	test	JPG	None

UPDATE GROUP



Edit / Delete a Digital File

Edit / Delete An Digital File

Actions		Uploaded Date	File Name	File Type
		2014-10-31 08:51:07	test	JPG
		2014-08-06 10:33:20	Mr carmack	MP3
		2014-08-05 14:20:28	intro into linux	MP4
		2014-08-04 13:12:03	HSQL DB 2.3	ZIP
		2014-08-04 13:10:10	Font awesome library	ZIP
		2014-08-04 13:09:40	Standard Rental Agreement	PDF
		2014-08-04 13:03:53	UNMASTERED freemp3.cc	MP3
		2014-08-04 12:54:28	Mr Carmack unMastered	MP3



[Edit / Delete An Digital File](#)

Percentage:

* We can generate a preview based off your uploaded file, only works with audio and video files.

* You can upload your own preview file in the additional options, or use the additional resources to cut an mp3 of yours.

* You can upload your own preview file in the additional options, or use the additional resources to cut an mp3 of yours.

test

Without extension

Full Description:

[illegible]

Display Image

Browse...

NB: Uploading a new image will override the below image.

Please ensure that the Photo is no bigger than 1MB in size



Approving payments

EFT Payments Requiring Approval

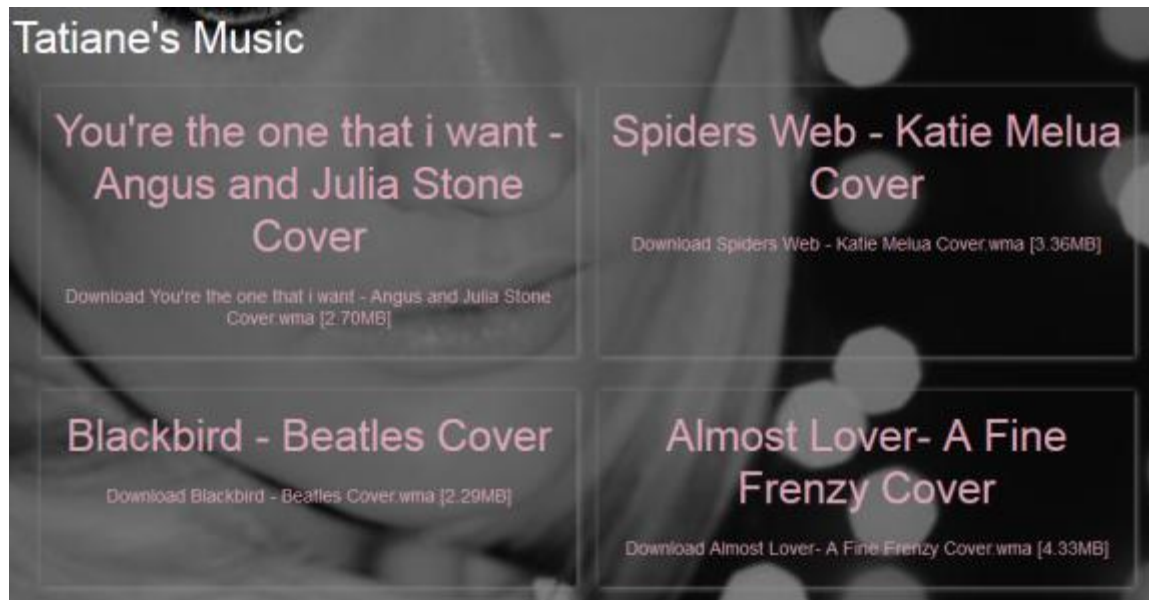
Purchase Date	Reference	Full Name	Email	Actions
---------------	-----------	-----------	-------	---------

Approved EFT Payments

Purchase Date	Reference	Full Name	Email	Actions
2014-11-18 16:01:07	refkylet328392	Kyle Mulder	kyle@kwikwap.co.za	Resend Download Link
2014-11-19 12:29:37	refkylet330886	Kyle Mulder	kyle@kwikwap.co.za	Resend Download Link



What the website visitor sees



DIGITAL DOWNLOADS

SANDY B JONES - SOME DAY

[Download Sandy B Jones - Some Day.mp3 \[6.09MB\]](#)



Some Day taken from Sandy B Jones 2014 release titled Call Me Mr Jones

Bookings: sandyb@megastar.co.za

DIGITAL DOWNLOADS

SANDY B JONES - SOME DAY

[Download Sandy B Jones - Some Day.mp3 \[6.09MB\]](#)



SANDY B JONES - YOU CAN GO

[Download Sandy B Jones - You Can Go .jpg \[0.96MB\]](#)



Digitale Stukke

Piramide - Deel 1

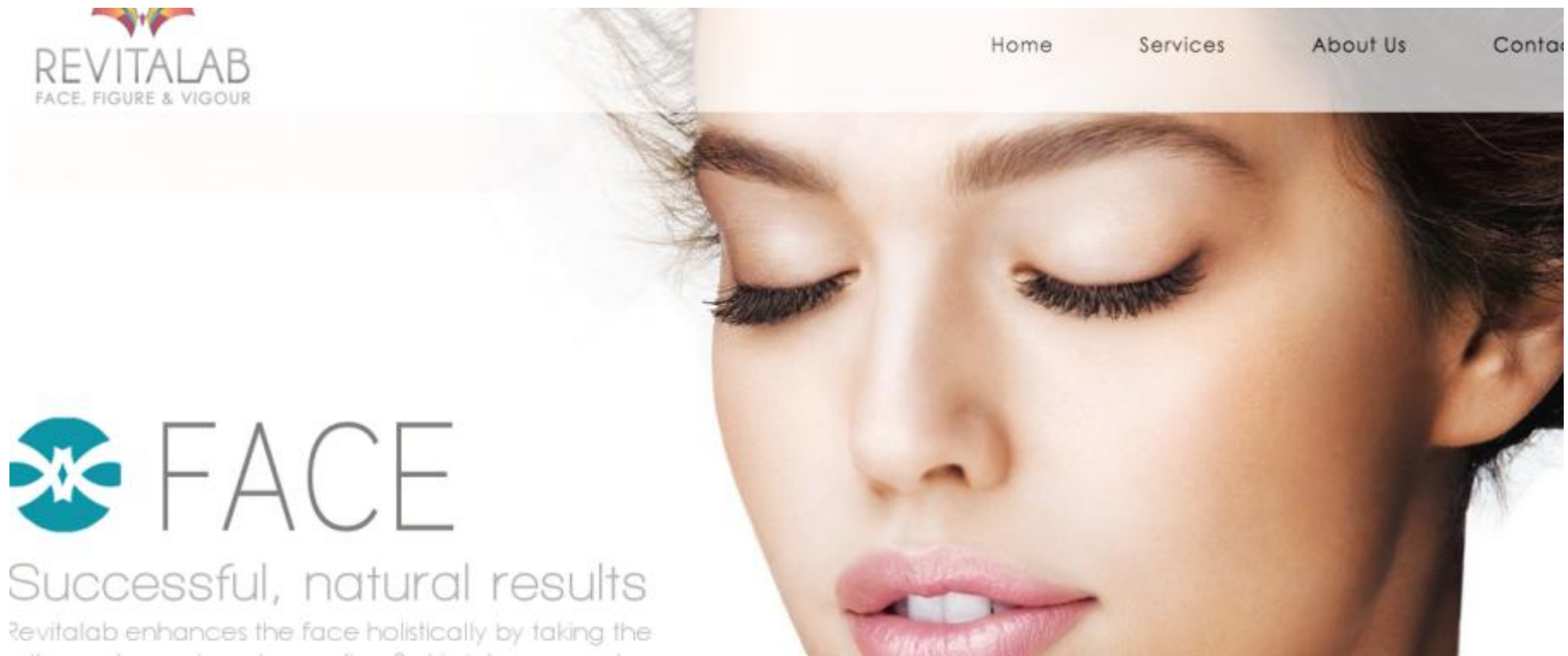
[Download Piramide - Deel 1.mp3 \[18.16MB\]](#)

Audio Preview:



4. Background slideshow

Very simple: Load images and it places them as a slideshow on the background



Add A New Background Image (This Will Load Over Any Backgrounds You Have Set Under Design)

PLEASE NOTE: The size of the image will influence the image quality of the background. The image will be stretched to fill the background of the entire website displayed. For example, a small image (250px X 250px) will be very poor in quality as it will be stretched. The larger the image the better the image will display as your websites background. We suggest a minimum image size to be (1024px x 768px) as that is a standard size for monitors etc. and will display correctly. You can however use bigger images if you wish.





Maximum file size is 2MB

Image:

Choose File No file chosen

ADD IMAGE

Current Background Images

Action	Thumbnail
	
	



5. Accommodation Booking System

In this module you can list your establishments accommodation options. There are season rate options, standard rate options and single or double room options.

This module also has payment functionality via the payment gateways. There is also a live booking calendar to view in the front end and back end of the module.




Manually add Accommodation

Manually Add Accommodation

Star Rating:	Please select ▼	Aircon:	Yes, No
Accommodation Name:		Bedrooms:	1, 2, 3 Sleeper couch in lounge etc
Accommodation Type:	Cottage, House, Loft etc	Lounges:	1, 2, 3
Check In:	10:00am	Bathrooms:	1, 2 Outdoor shower etc
Check Out:	13:00am	DSTV / TV:	Yes / No / Bring own card
Location	Overberg, Cape Town or A1, A2, A3 etc NB* Listings sort order	Braai Area:	Yes / No / Indoor / Outdoor
Sleeps:	4 Adults, 2 Children etc	Pool:	<input type="radio"/> Yes <input checked="" type="radio"/> No
Self Catering or B&B:	Please select ▼	Serviced:	<input type="radio"/> Yes <input checked="" type="radio"/> No
		Security:	<input type="radio"/> Yes <input checked="" type="radio"/> No
		Pet Friendly:	<input type="radio"/> Yes <input checked="" type="radio"/> No
		Near by activities / facilities:	Activities near by Fishing, Hiking, biking etc

Description:































Source



B *I* U ~~S~~ x x I x

Update existing Accommodation

Add New Accommodation	Deactivate the Module
Update Existing Accommodation	
Update Accommodation Owner Details	
Bookings Calendar - Full Overview Of All Bookings Made	
Check Booking Details - Individual Bookings And Payment Details	
Add Bookings - Add A Booking Manually	
Booking Payment Options - Choose Your Booking Payment Options And Text To Display After Booking Has Been Submitted.	
Other Options	
Set as members only module: No	

Update Existing Accommodation Add / Change Photos				
	Property	Pictures		Property Description
 	Tarrange Lodge BF02	   		<ul style="list-style-type: none"> Accommodation Type: Guest House Location: Self Catering or B&B: Bed and Breakfast
 	Mofam BF5	   		<ul style="list-style-type: none"> Accommodation Type: Cottage Location: Self Catering or B&B: Camp Site
 	Villa Sunshine BF6	   		<ul style="list-style-type: none"> Accommodation Type: Villa Location: Bantry Bay Self Catering or B&B: Self Catering
 	Panorama Guest House BF7	   		<ul style="list-style-type: none"> Accommodation Type: Guest House Location: Panorama Self Catering or B&B: Bed and Breakfast
 	Lekkerwijn Country Guest House BF8	   		<ul style="list-style-type: none"> Accommodation Type: Guest House Location: Overberg Self Catering or B&B: Self Catering or Bed and Breakfast



Update Accommodation Owner Details

Add New Accommodation

Update Existing Accommodation

Deactivate the Module

Update Accommodation Owner Details

Bookings Calendar - Full Overview Of All Bookings Made

Check Booking Details - Individual Bookings And Payment Details











Add Bookings - Add A Booking Manually

Booking Payment Options - Choose Your Booking Payment Options And Text To Display After Booking Has Been Submitted.

Other Options

Set as members only module: No

Update Accommodation Owner Details

	Property	Property Details	Name	Cell	Email	Notes
 / 	Tarrange Lodge BF02	Accommodation Type: Guest House Location: Overberg Self Catering or B&B: Bed and Breakfast	James	086514585	other@webmail.com	No extra comments
 / 	Mofam BF5	Accommodation Type: Cottage Location: Overberg Self Catering or B&B: Camp Site	Sharon	0832674938	test@test.com	More cabins available
 / 	Villa Sunshine BF6	Accommodation Type: Villa Location: Overberg Self Catering or B&B: Self Catering				
 / 	Panorama Guest House BF7	Accommodation Type: Guest House Location: Overberg Self Catering or B&B: Bed and Breakfast				
 / 	Lekkerwijn Country Guest House BF8	Accommodation Type: Guest House Location: Overberg Self Catering or B&B: Self Catering or Bed and Breakfast				



Accommodation Listings

[Back](#)

Accommodation Listings

Legend: ■ - Mofam (BF5) ■ - Tarrange Lodge (BF02) ■ - Villa Sunshine (BF6) ■ - Panorama Guest House (BF7) ■ - Lekkerwijn Country Guest House (BF8)

<< Dec 2014 >>

	01	02	03	04	05	06
07	08	09	10	11 Booking id: 23249BF5 (Paid: No)	12 Booking id: 23249BF5 (Paid: No)	13 Booking id: 23249BF5 (Paid: No)
14	15	16	17	18	19	20
21	22	23	24	25	26	27
28	29	30	31			



Add Bookings

Check Booking Details - Individual Bookings And Payment Details

Add Bookings - Add A Booking Manually

Booking Payment Options - Choose Your Booking Payment Options And Text To Display After Booking Has Been Submitted.

Other Options

Set as members only module: No

Bookings Per Accommodation

Legend:

- Mofam (BF5)
 - Tarrange Lodge (BF02)
 - Villa Sunshine (BF6)
 - Panorama Guest House (BF7)
 - Lekkerwijn Country Guest House (BF8)

<< Dec 2014 >>

	01	02	03	04	05	06
07	08	09	10	11 <small>Booking id: 23249 BF5 (Paid. No)</small>	12 <small>Booking id: 23249 BF5 (Paid. No)</small>	13 <small>Booking id: 23249 BF5 (Paid. No)</small>
14	15	16	17	18	19	20
21	22	23	24	25	26	27
28	29	30	31			

Add Booking

- ☐ Villa Sunshine
- ☐ Tarrange Lodge
- ☐ Panorama Guest House
- ☐ Mofam
- ☐ Lekkerwijn Country Guest House

Date of Arrival:

dd/mm/yyyy

Departure Date:

dd/mm/yyyy

Name and Surname:

Cell:

Email:

Adults:

Children:

Total due:

Nights:



Rates and Images

Rates And Images

	Dates		Child Rates pppn		Adult Rates pppn	
	Start (dd/mm/yyyy)	Finish (dd/mm/yyyy)	Week Days	Weekend	Week Days	Weekend
Low Seson	<input type="text" value="dd/mm/yyyy"/>	<input type="text" value="dd/mm/yyyy"/>	R <input type="text"/>	R <input type="text"/>	R <input type="text"/>	R <input type="text"/>
Mid Seson	<input type="text" value="dd/mm/yyyy"/>	<input type="text" value="dd/mm/yyyy"/>	R <input type="text"/>	R <input type="text"/>	R <input type="text"/>	R <input type="text"/>
High Season	<input type="text" value="dd/mm/yyyy"/>	<input type="text" value="dd/mm/yyyy"/>	R <input type="text"/>	R <input type="text"/>	R <input type="text"/>	R <input type="text"/>
Peak Season	<input type="text" value="dd/mm/yyyy"/>	<input type="text" value="dd/mm/yyyy"/>	R <input type="text"/>	R <input type="text"/>	R <input type="text"/>	R <input type="text"/>
Flat Rate Per Night	R <input type="text"/>	Per Night Per Unit (This will over write all other prices listed above, if any.)				
Single Room Rate	R <input type="text"/>	Per Night Per Unit for one person (This will over write all other prices listed above, including the standard rate.)				
Double Room Rate	R <input type="text"/>	Per Night Per Unit for two people (This will over write all other prices listed above, including the standard rate.)				

Please ensure that the Photos are no bigger than 1MB in size each. We recommend photos which are 800px by 600px in size.

Add Photo:	<input type="button" value="Choose file"/>	No file chosen
Add Photo:	<input type="button" value="Choose file"/>	No file chosen
Add Photo:	<input type="button" value="Choose file"/>	No file chosen
Add Photo:	<input type="button" value="Choose file"/>	No file chosen
Add Photo:	<input type="button" value="Choose file"/>	No file chosen
Add Photo:	<input type="button" value="Choose file"/>	No file chosen
Add Photo:	<input type="button" value="Choose file"/>	No file chosen
Add Photo:	<input type="button" value="Choose file"/>	No file chosen
Add Photo:	<input type="button" value="Choose file"/>	No file chosen
Add Photo:	<input type="button" value="Choose file"/>	No file chosen
Add Photo:	<input type="button" value="Choose file"/>	No file chosen
Add Photo:	<input type="button" value="Choose file"/>	No file chosen

Owner Details (If Applicable)

If you do not own the establishment and would need to contact the owner of the listing please fill in their details here. They do not get an automated email about their property booking.

Name: <input type="text"/>	Cell: <input type="text"/>	Email: <input type="text"/>	Notes: <input type="text"/>
----------------------------	----------------------------	-----------------------------	-----------------------------

ADD PROPERTY



Booking Payment Options

[Green Booking Details](#) [Individual Bookings / and / system Details](#)

[Add Bookings - Add A Booking Manually](#)

Booking Payment Options - Choose Your Booking Payment Options

Other Options

Set as members only module: No

You have gone full screen. Exit full screen (F11)

Accommodation Booking Payment And Confirmation Text

Text on completion of booking form or Special instructions:

Financial Settings

If you have a PayFast, PayU or Paypal account, please enter the details below so that people can pay for their accommodation booking online.

Currency

Rand

☐ **Activate EFT**

■ Activate Payfast (Click for more info)

■ **Activate Paypal** (Click for more info)

■ **Activate Pay U** (Click for more info)

☒ Tick here if you'd also like to receive an SMS when a client makes an enquiry from your site. The cost of the sms's (0.25c each) will be added to your monthly bill.



Check Booking Details

Add New Accommodation

Deactivate the Module

Update Existing Accommodation

Update Accommodation Owner Details

Bookings Calendar - Full Overview Of All Bookings Made

Check Booking Details - Individual Bookings And Payment Details

Add Bookings - Add A Booking Manually





Booking Payment Options - Choose Your Booking Payment Options And Text To Display After Booking Has Been Submitted.

Other Options

Set as members only module: No

Dates Booked Per Accommodation

Red - Unpaid Booking
Blue - Provisional Booking (Unpaid)

Accommodation and Booked Dates	Client Contact details	Adults / Children	Payment Details	Update / Change / Delete
 Mofam Booking id: 23249BF5 Arrival: 2014-12-11 Departure: 2014-12-13	Shane Crause 46646464646 bassmaster@bassfishing.co.za Comments:	Adults: Children:	Paid: No Nights: 2 Total due: R600	  



What the website visitor sees



Beachfront Accommodation, Bluff, Durban
Luxury Guesthouses, Suites and Rooms

[Home](#) [Accommodation](#) [Rates](#) [Availability | Bookings](#) [In the area](#) [Enquiries](#) [Contact](#)

Availability | Bookings

Filter Results:

[Show All](#)
[Rooms](#)
[Self Catering](#)

(1)

[House 1 - 01 - Accommodation - Bluff, Durban](#)



Self Catering
Bedrooms: 4
Sleeps: 8
Serviced: Yes

[House 2 - 02 - Accommodation - Bluff, Durban](#)



Self Catering
Bedrooms: 4
Sleeps: 8
Serviced: Yes



Availability | Bookings

Filter Results:

[Show All](#)

[Rooms](#)

[Self Catering](#)

House 1 - 01 - Accommodation - Bluff, Durban Luxury Double Storey House



Check-in: 14:00

Check-out: 10:00

Rates: R2650 p.n

Description:

Facilities:

Bedrooms: 4

Bathrooms: 3

DSTV: Yes

Aircon: No

Security: Yes

Pet Friendly: No

Sleeps: 8

Lounges: 1

Braai Area: Yes

Pool: No

Serviced: Yes

Near by: Public pool, restaurants, fishing, golf



Booking Calendar

<< Dec 2014 >>

Sunday	Monday	Tuesday	Wednesday	Thursday	Friday	Saturday
	01	02	03	04	05	06
07	08	09	10	11	12	13
14	15	16	17 (Booked: Paid - No)	18 (Booked: Paid - No)	19	20
21	22	23	24	25	26	27
28	29	30	31			

Booking Form

Arrival Date:

Departure Date:

Name and surname:

Mobile no:

Email:

Adults

Children

Questions or comments:

Please calculate the following and enter the answer below: $2 \times 30 + \text{five} = ?$

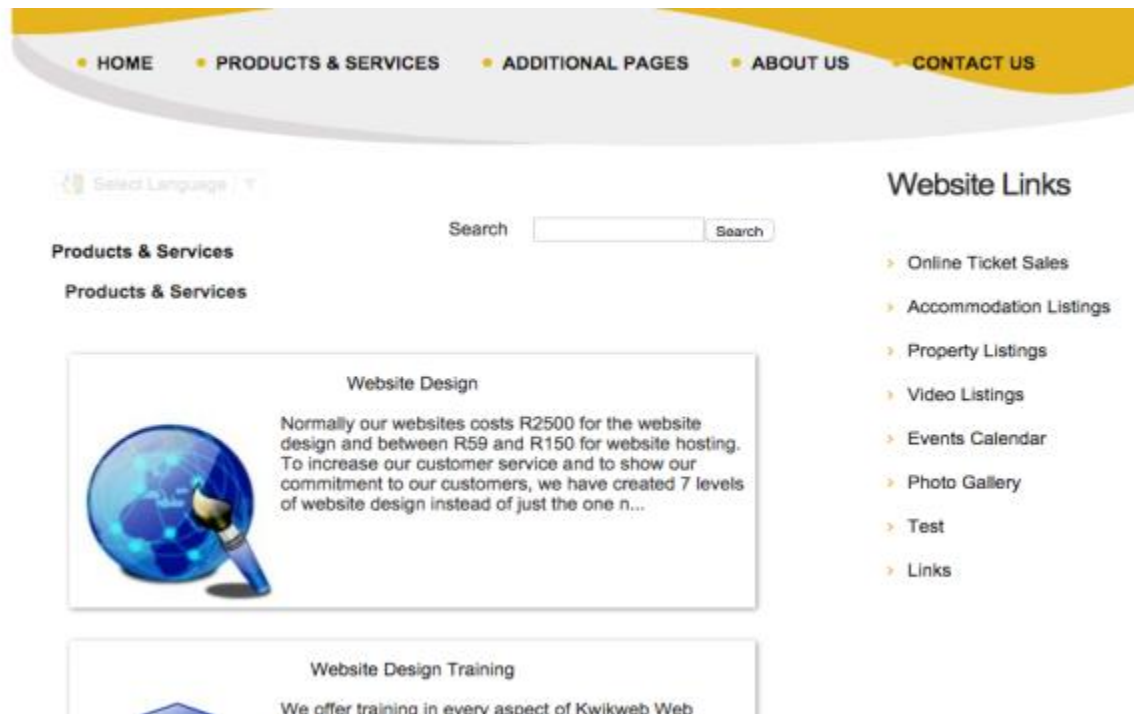
Make Enquiry



6. Branches module

The branch Module will allow you to link the content on your website to another website. Using this module you will be able to display the services, prices and other modules on your website which is then maintained by another website (from head office for example)

Main Website



Branch Website

[HOME](#) [ABOUT](#) [CONTACT](#)

Website Links

- Services
- Earn Referral Income
- Training Required Survey
- Book a Training Session
- Document Downloads
- Website Template Gallery
- Frequently Asked Questions
- Try before you buy
- Website Creation Form
- Facebook
- Direct Marketing System
- Portfolio

JOIN OUR MAILING LIST

SHREE

Search Search

Services

Website Design



Normally our websites costs R2500 for the website design and between R59 and R150 for website hosting. To increase our customer service and to show our commitment to our customers, we have created 7 levels of website design instead of just the one n...

Website Design Training



We offer training in every aspect of Kwikweb Web Design. After years of research, we found the most effective way to show you how to effectively use the more than 600 functions in Kwikweb to make your website as



Link website with another website

Link My Website With Another One


Deactivate the Module

Specify The Modules To Sync

Checked Websites Linked To Mine

Link My Website To Another Kwikwap Website

Please enter the Username / Companycode you would like to Link your Website too:

 Accepted

REQUEST LINK



Specify modules to sync

Link My Website With Another One

Deactivate the Module

Specify The Modules To Sync

Checked Websites Linked To Mine

Link Modules From Icentre To My Website

Import Design From Icentre To My Website

Please select the available modules below to sync on your website. Please note that you will not be able to edit the items within the modules as only the main site holder has access to them.

- ☒ Services (Will include eCommerce if active)
- ☐ Home Page (Only Custom Text)
- ☐ Home Page Slide Show
- ☐ Animated Logo Banner (logoBanner)

Please note that by clicking the below button your design will be overwritten completely. Once the import has been completed you can edit the design from there. The design you edit will not affect the design of the "host" site, it will only make changes to yours.

IMPORT DESIGN

UPDATE MODULES



7. Homepage generator

Choose a Home Page Design

Step 1: Choose your Home Page Design

By making use of the below options we will generate a page for you with custom designed boxes that will link to your content directly. Please customise your box to fit into the rest of your website design. This page can be regenerated as often as you like, and if you want to remove it [click here](#) and edit your home page content.

Design Options

Main Background Color:



Main Shadow Color:



Text Color:



Text Shadow Color:



Would you like rounded edges for the blocks?

☒ Yes

☐ No

Where would you like the buttons to display on your Home Page?

☐ Replace my Home Page Content

☐ Put the boxes **Above** my Current Content

☒ Put the boxes **Below** my Current Content

GENERATE

Sample Of The Home Pages Boxes

Product 1



Product 2



Product 3



Product 4



Product 5



Product 6



Choose Boxes to display on the Home Page

Step 2: Choose your Boxes to Display on your Home Page

Please choose the boxes below by CLICKING on the ones you WANT to display on your home page. They will automatically dissappear from the page leaving you additional options.

Please choose them in multiples of 3 to have the best display on your websites home page.

You have selected: 0

Decoupage Egg Range



Decoupage Candles Ra..



Decorative Range



Range of Color



Scrimshaw Ostrich Eg..




Curio Range



What the website visitor sees

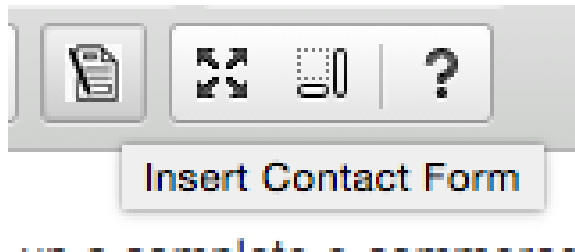


*WITH OUR HAND CARVED OSTRICH EGG LAMP
SHADES
And Ostrich Egg Art*



8. Contact Form in Editor

Add the contact me form to any text area



ig

Please enter your details so we may contact you!

Your name:

Mobile no:

Your email address:

Comments:

If you are human, please leave this blank:

This is to prevent spam

Send

nts
al
le
n
5%.
d to



9. Useful websites and Online Tools

Useful Websites And Online Tools

Website Address	Description of Website
http://www.site24x7.com/check-website-availability.html	To see if a website is available from a certain country
http://mxtoolbox.com/	Various tools available for example: 1) see on which server mails are hosted 2) check if a domain is blacklisted and many others
http://www.whatismyip.com/	To check what your IP address is of your current internet connection (modem). That could be useful if a certain connection has been banned from accessing the servers (to prevent hacking we ban multiple incorrect attempts)
http://tools.pingdom.com/ping/	To test ping and traceroute (Traceroute is a utility that records the route (the specific gateway computers at each hop) through the Internet between your computer and a specified destination computer.)
http://tools.pingdom.com/fpt	Check the website speed, in overall. Can also view the individual files loading that takes long.
http://www.hidemypass.com/	This site hides your IP address so you can use it to check if a website is definitely displaying or not (if not displaying in normal browser)
http://www.emailhelp.co.za	Email support: how to set up an email address. Troubleshooting
https://www.registry.net.za/accredited_registrars.php	Accredited Registrars on the New COZA Registry
https://www.registry.net.za/whois/	To check domain details and availability for .co.za domains
http://www.isitdownrightnow.com/	Checks if a website is really down
http://isup.me/domain.com	Quick way to check if the domain is really down to the outside world. Much shorter name to remember than isitdownrightnow.com
http://www.ammyy.com/	Remote desktop software that enables someone else to control your computer. Your IT technician no longer needs to do a site visit to fix your PC.
https://developers.google.com/speed/public-dns/	Google public DNS setup - speed up your browsing experience, improve your security & get the results you expect!

